

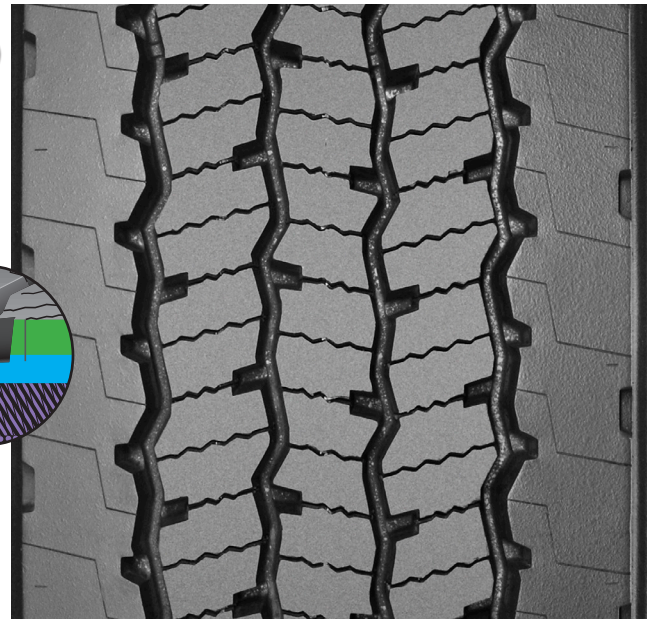


# THE MICHELIN® X® LINE ENERGY D PRE-MOLD RETREAD



The MICHELIN® X® LINE ENERGY D Pre-Mold retread offers exceptional SmartWay® fuel economy with leading tread life and traction in a line haul energy drive retread.

Line Haul	Regional	Urban	On/Off Road
Recommended	Acceptable		

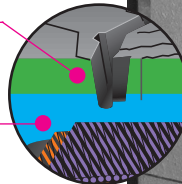


## BENEFITS:

### Fuel Efficiency<sup>(1)</sup>

SmartWay® fuel economy<sup>(2)</sup> with wear resistance

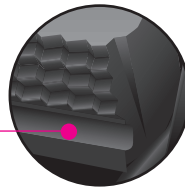
- **Dual Energy Compound Tread**
  - Exceptional wear properties (top layer)
  - Cool running tread rubber minimizes internal casing temperatures for low rolling resistance and extended casing life (bottom layer)



### 25% Longer Tread Life<sup>(3)</sup>

More miles

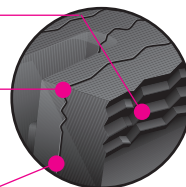
- **Dual Energy Compound Tread**  
Top layer – strengthens wear resistance
- **Wider footprint<sup>(3)</sup> and solid shoulder**  
More contact area to distribute force
- **Matrix Siping**
- **Tear-drop sipes** – resists tearing



### Driver Confidence

Outstanding traction with Matrix Siping

- **Matrix Sipes** provide inter-locking action which offers excellent traction and even wear.
- **Zig-Zag groove walls** provide optimized biting edges and excellent water and snow evacuation.
- **Full depth sipes** provide excellent traction throughout the life of the tread.
- **Tear-drop sipes** provide additional late life traction



Tread Size	Metric	220	230	240
Tread Depth	Metric	17 mm		
	Inches	21/32"		

(1) Based on industry standard rolling resistance testing of comparable tires or retreads. Actual results may vary, and may be impacted by many factors, to include road conditions, weather and environment, driver performance, etc.  
 (2) Based on internal tests against SmartWay® requirements.  
 (3) As compared to MICHELIN® XDA2® 23 tires.

TO FIND OUT MORE  
 US: [business.michelinman.com](http://business.michelinman.com)  
 CA: [michelintruck.com/en\\_CA](http://michelintruck.com/en_CA)

FIND US ON FACEBOOK  
[michelintruck](https://www.facebook.com/michelintruck)

VISIT US ON THE WEB  
 US: [business.michelinman.com/contact-us](http://business.michelinman.com/contact-us)  
 CA: [michelintruck.com/en\\_CA/contact-us](http://michelintruck.com/en_CA/contact-us)

CONTACT US BY TELEPHONE  
 US: 1-888-622-2306  
 CA: 1-888-622-2306

Michelin North America Inc., One Parkway South, Greenville, SC 29615  
 Michelin North America (Canada) Inc., 2500 Daniel Johnson Blvd., Suite 500, Laval (QC) H7T 2P6  
 Copyright © 2021 MNA(C)I. All rights reserved.  
 Copyright © 2021 Michelin North America, Inc. All rights reserved. An Equal Opportunity Employer PDF Only (07/21)

