




Michelin supports the U.S. Environmental Protection Agency's (EPA) SmartWay® strategy of including retread products with new tires to reduce the fuel consumption, and greenhouse gas emissions, of line-haul Class 8 trucks. Additionally, SmartWay verified MICHELIN® retreads are compliant with the California Air Resources Board (CARB) Greenhouse Gas regulation for low rolling resistance tires.

MICHELIN® SmartWay® low-rolling resistance retreads reduce fleet operating costs by saving fuel and extending the life of the tire. SmartWay also aligns with Michelin's core value of respect for the environment.

More information about the SmartWay® program as well as verified low rolling resistance tires and retreads can be found at US: [epa.gov/smartway](http://epa.gov/smartway) or CA: <https://www.nrcan.gc.ca>.

SmartWay®  
Verified

## DRIVE POSITION RETREADS



### MICHELIN® X ONE® LINE ENERGY D Pre-Mold Retread

- No compromise fuel efficiency<sup>(1)</sup> and mileage delivered by the Dual Energy Compound Tread, with a precisely balanced Fuel and Mileage layer on top of a cool running Fuel and Durability layer
- Extended tread life from use of winged tread technology, providing maximum shoulder adhesion
- Deep 22/32nds tread depth



### MICHELIN® X® LINE ENERGY D Pre-Mold Retread

- No compromise fuel efficiency<sup>(1)</sup> and wear resistance with Dual Compound Tread Technology, delivering a top Mileage layer over a cool running Fuel and Durability layer
- Guaranteed 25% more miles than any competitor line haul drive retread<sup>(2)</sup>
- 21/32nds tread depth



### MICHELIN® X ONE® XDA-HT® Pre-Mold Retread


- Aggressive lug-type tread design
- Increased traction
- Increased tread wear
- Optimized for Regional and Line Haul operations
- Cool running compound
- Deep 26/32nds tread depth



### MICHELIN® X® MULTI ENERGY D Pre-Mold Retread

- Guaranteed 25% longer tread life\*, with exceptional SmartWay® fuel efficiency<sup>(1)</sup> due to Dual Energy Compound tread technology
- Outstanding traction and even wear is delivered through Matrix siping
- 21/32nds tread depth

\*As compared to MICHELIN® XDA2® 23 Pre-Mold Retreads




### MICHELIN® X ONE® LINE ENERGY D Custom Mold Retread

- Driver confidence comes from seamless, splice-less, new tire appearance, outstanding traction from Zig-Zag Siping and maximum tread to shoulder adhesion.
- SmartWay® fuel economy<sup>(1)</sup> from a unique fuel efficient Advanced Technology Compound Tread
- 21/32nds original tread depth



### MICHELIN® X® LINE ENERGY D Custom Mold Retread

- Driver confidence comes from seamless, splice-less, new tire appearance, outstanding traction from Zig-Zag Siping and maximum tread to shoulder adhesion.
- SmartWay® fuel economy<sup>(1)</sup> from a unique fuel efficient Advanced Technology Compound Tread
- 21/32nds original tread depth



### MICHELIN® XDA2® 19 AT and XDA2® 23 AT Pre-Mold Retreads

- Fuel-efficient<sup>(1)</sup> Advanced (AT) Technology compound
- No compromise performance
- Modified tread block design optimized for long, even wear
- XDA2®19 at 19/32nds tread depth and XDA2® 23 at 23/32nds tread depth



### MICHELIN® XDA2® 23 AT Custom Mold Retread

- Fuel-efficient<sup>(1)</sup> Advanced Technology (AT) Compound
- No compromise performance
- Modified tread block design optimized for long, even wear
- 23/32nds tread depth

(1) Based on industry standard rolling resistance testing of comparable tires or retreads. Actual results may vary, and may be impacted by many factors, to include road conditions, weather and environment, driver performance, etc.



## ALL-POSITION RETREADS




### MICHELIN® XZE® Pre-Mold Retread

All-position retread designed for regional and line haul applications requiring exceptional traction and tire wear resistance.

- SmartWay® fuel economy<sup>(1)</sup>
- Solid shoulders to help withstand scrub and abrasion.
- Deep siping for optimized traction.
- Available siped and as a Custom Mold retread.

## TRAILER POSITION RETREADS




### MICHELIN® X ONE® MULTI ENERGY T Pre-Mold Retread

- Advanced Technology compounds help reduce rolling resistance – promoting low fuel consumption with no compromise in mileage.
- Full 15/32nds tread depth helps maximize wear performance while delivering SmartWay® compliant rolling resistance.
- Irregular wear is reduced by microsipes and a solid shoulder.
- Outstanding handling comes from an optimized architecture that features wide grooves to promote water evacuation.



### MICHELIN® X MULTI T SA Pre-Mold Retread


- Rounded, solid shoulder provides resistance to aggression and improves wear rate
- New premium rubber compound enhances scrub resistance and wear rate
- Tapered tread extension withstands shifting footprint and lateral stress
- Groove-bottom protectors defends against stone drilling



### MICHELIN® X ONE® LINE ENERGY T2 Pre-Mold Retread


Designed for better wear vs. the MICHELIN® X One® Line Energy T Pre-Mold Retread it replaces.

- New Tread Design – Micro sipes and a solid shoulder help reduce irregular wear.
- Broad, Optimized Contact Patch – Spreads stress evenly across the tread to promote clean, even wear.
- Winged Tread – Provides maximum shoulder adhesion to the casing
- Waved Groove Bottoms – Helps prevent stone drilling



### MICHELIN® X LINE ENERGY T Pre-Mold Retread


- New siping technology and decoupling groove to support even wear on the trailer axle position
- Wider tread widths available- Stress on the tread is more evenly distributed for long, even tread life
- Advanced compound tread- Provides 5.0% lower rolling resistance vs. the MICHELIN® XT-1® AT Pre-Mold retread. <sup>(2)</sup>
- Available siped.



### MICHELIN® XTA®-2 Pre-Mold Retread

SmartWay® verified trailer tread designed to deliver enhanced wear-life in regional and line haul service.

- Fuel Efficiency <sup>(1)</sup>: Provides low rolling resistance from Advanced Technology compound
- Strong Wet Weather Performance: Effective water evacuation from four see through circumferential grooves
- Good Durability: Scrub and abrasion resistance from solid shoulder
- Available siped.



### MICHELIN® X ONE® XTA® Custom Mold Retread

- Tread design optimized to promote stability and resistance to uneven wear
- Fuel-efficient<sup>(1)</sup> Advanced Technology Compound
- 13/32nds tread depth



### MICHELIN® XT-1® AT Custom Mold Retread

- Fuel-efficient<sup>(1)</sup> Advanced Technology (AT) Compound
- No compromise performance
- 12/32nds tread depth

(1) Based on industry standard rolling resistance testing of comparable drive tires and retreads. Actual results may vary, and may be impacted by many factors, to include road conditions, weather and environment, driver performance, etc.

(2) Based on external rolling resistance tests of the MICHELIN® X® Line Energy T Pre-Mold retread in 230mm width and current MICHELIN® XT-1® AT Pre-Mold retread in 225mm width using ISO 28580 test method in tire size YOK RY617 295/75R22.5. Actual on-road fuel saving results may vary, and may be impacted by many factors, to include road conditions, weather, environment, combination of steer and trailer tires used, driving habits, tire size, equipment and maintenance.

To learn more, please contact your MICHELIN Sales Representative or visit [www.michelintruck.com](http://www.michelintruck.com)

Copyright © 2022 Michelin North America, Inc. The Michelin Man is a registered trademark owned by Michelin North America, Inc. All rights reserved. An Equal Opportunity Employer (08/22)